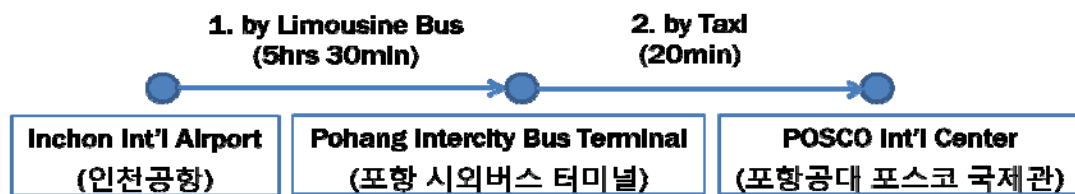


Option 1:



1. Take a limousine bus at bus platform 10C, and then get off at the LAST stop.

Departure Time: 07:00, 08:50, 13:40, 17:10, 19:30, 21:30

Fare: 42,200 KRW (WON) \approx \$42

2. Take a taxi from Pohang intercity bus terminal

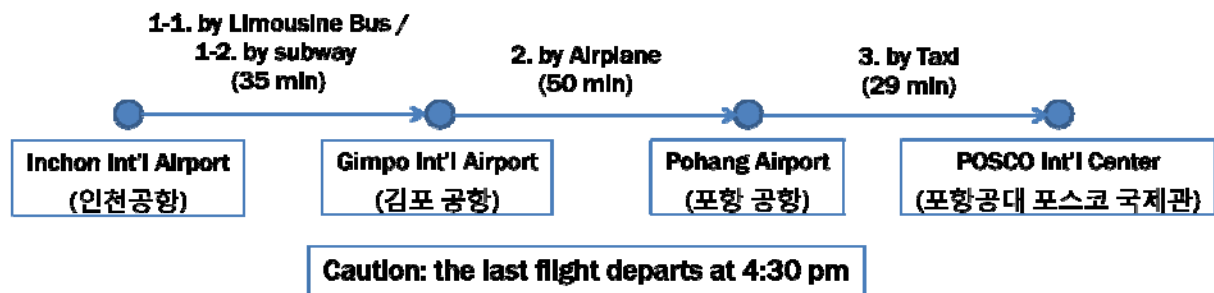
(On your way Back)

- **Limousine Bus from Pohang Intercity Bus Terminal to Incheon Int'l Airport**

Departure Time: 01:00, 02:30, 05:30, 08:20, 11:00, 23:30

Fare: 42,200 KRW \approx \$42 for day time / 46,400 KRW \approx \$47 for night time

Option 2:



1-1. Take a limousine bus at bus platform 3B, 4B, 10A or 11A, and then take off at Gimpo Airport

Departure time: (at least) every 10 min

Fare: 7,000 KRW \approx \$7

1-2. Take a subway (AREX Express), and then take off at Gimpo Airport

Departure time: (at least) every 15 min

Fare: 3450 KRW \approx \$3.5

2. Take a flight from Gimpo Int'l Airport

Departure time: 08:35, 10:00, 14:05, 16:30

Fare < 80,000 KRW \approx \$80

3. Take a taxi from Pohang Airport

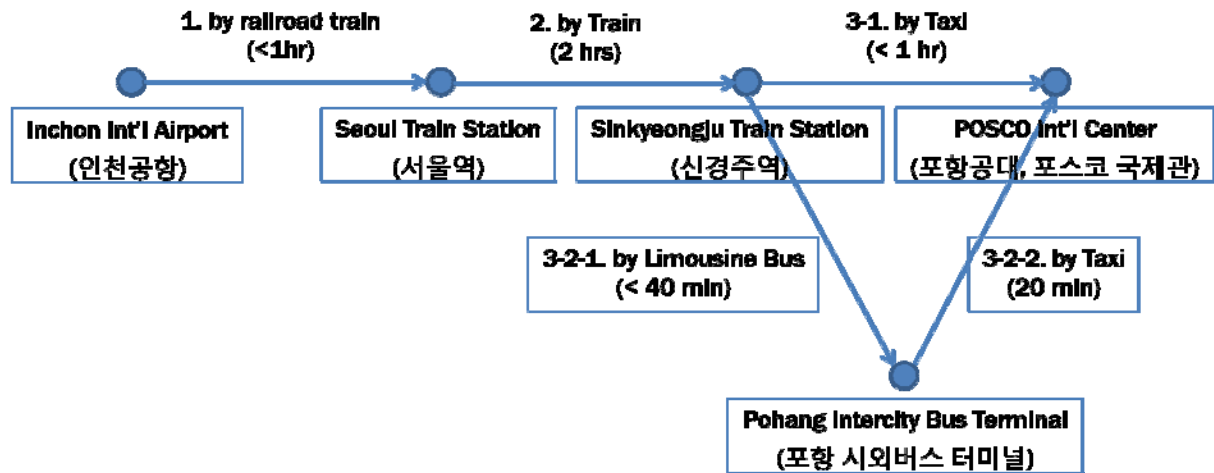
(On your way Back)

- **Airplane from Pohang Intercity Bus Terminal to Incheon Int'l Airport**

Departure Time: 9:55, 11:25, 15:25, 17:55

Fare < 80,000 KRW \approx \$80

Option 3:



1. Take a railroad train (AREX), and then take off at Seoul Train Station

Departure time: (at least) every 15 min

Fare: 3,850 KRW \approx \$4 (commuter) / 13,800 \approx \$14 (express)

2. Take a KTX train from Seoul Train Station to Sinkyeongju Train Station

Departure time: Refer to the file 'KTX and limousine_schedule.pdf'

The time required: 2hrs

Fare: 65900 KRW \approx \$66

3-1. Take a taxi from Sinkyeongju Train Station

3-2-1. Take a Limousine Bus to Pohang Intercity Bus Terminal

Departure: Refer to the file 'KTX and limousine_schedule.pdf'

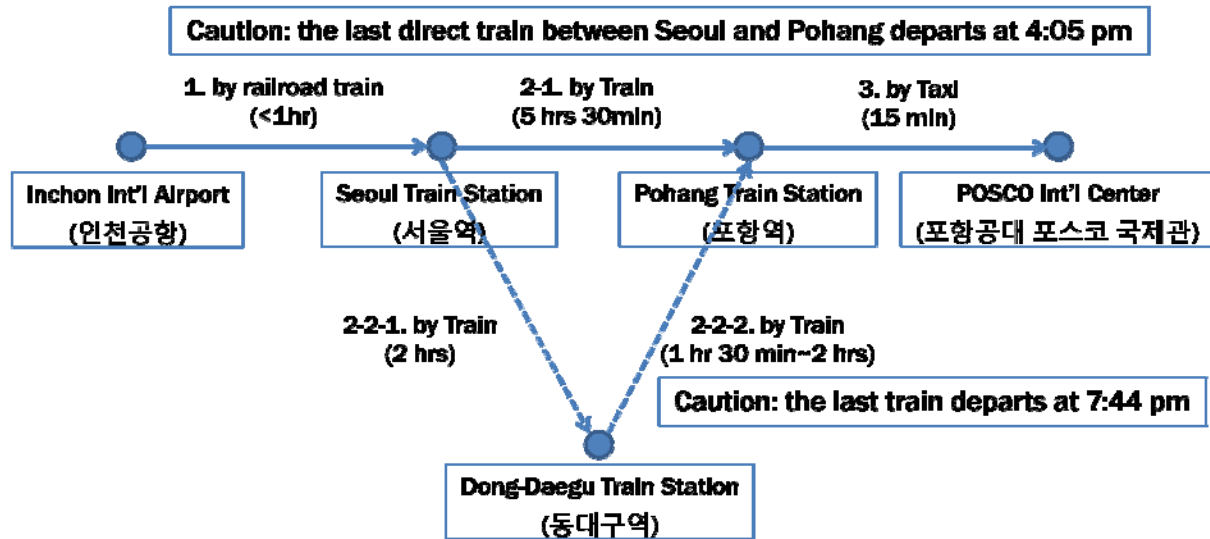
3-2-2. Take a taxi from Pohang intercity bus terminal

(On your way Back)

- KTX train from Sinkyeongju Train Station to Seoul Train Station

Departure Time: Refer to the file 'KTX and limousine_schedule.pdf'

Option 4:



1. Take a railroad train (AREX), and then take off at Seoul Train Station

Departure time: (at least) every 15 min

Fare: 3,850 KRW \approx \$4 (commuter) / 13,800 \approx \$14 (express)

2-1. Take a DIRECT train from Seoul Train station to Pohang Train Station

Departure time: 09:40, 16:05

Fare: 41,200 KRW \approx \$42

2-2-1. Take a KTX train from Seoul Train Station to Dong-Daegu Train Station

Departure time: (at least) every 30 min

Fare: 33500 KRW \approx \$34

2-2-2. Take a train from Dong-Daegu Train Station to Pohang Train Station

Departure time: 06:00, 09:00, 13:27, 15:15, 18:30, 19:44

Fare < 10,000 KRW \approx \$10

3. Take a taxi from Pohang Train Station

(On your way Back)

- **DIRECT train from Pohang Train Station to Seoul Train**

Departure Time: 08:00, 17:20

- **Train from Pohang Train Station to Dong-Daegu Train Station**

Departure Time: 05:50, 08:00, 11:25, 17:20, 18:15, 19:15